

NOVA **PRO**
4K UHD Streaming Box

NETOGY



For device support visit
www.netogy.co.za/support.

Quick Reference Guide & Safety Instructions



WARNING!

- Presence of live parts inside the device! Do not open. Risk of electric shock!
- No parts should be repaired by users.
- Place the device on a flat, firm and stable surface. Do not put it on a carpet or rug.
- Place the device in a well-ventilated location to prevent the accumulation of internal heat.
- Protect the device from high temperatures, humidity, water and dust.
- Do not place any objects near your device that may damage it (e.g. liquid-filled objects or candles).
- Do not mix old and new batteries and Do not mix alkaline, standard (carbon-zinc) or rechargeable (ni-cd, ni-mh, etc.) batteries.
- Operating Temperature: 0°C~40°C.

Risks of explosion if the battery is replaced by an incorrect type:

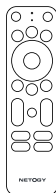
- Replacement of a battery with an incorrect type that can defeat a safeguard (for example, in the case of some lithium battery types).
- Disposal of a battery into fire or a hot oven, or mechanically crushing or cutting of a battery, that can result in an explosion.
- Leaving a battery in an extremely high temperature surrounding environment that can result in an explosion or the leakage of flammable liquid or gas.
- A battery subjected to extremely low air pressure that may result in an explosion or the leakage of flammable liquid or gas.
- Risk of explosion if battery is replaced by an incorrect type. Dispose of used batteries according to the instructions.

Package Content

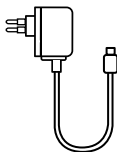
Please open the package and check the following accessories:



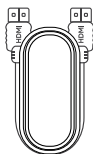
NOVA PRO Streaming Box



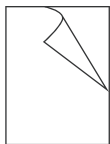
Remote Control x1
2 x AAA batteries required,
not included



Power Adapter x1



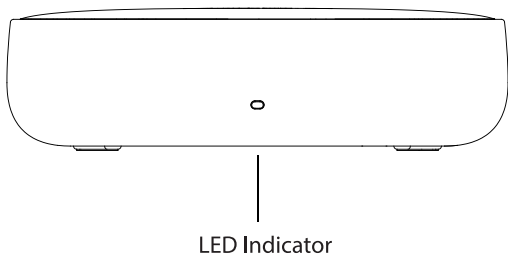
HDMI Cable x1



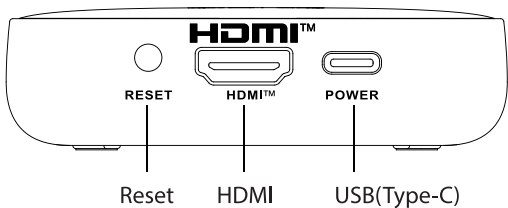
User Manual x1

Device Panels & LED

Front Panel

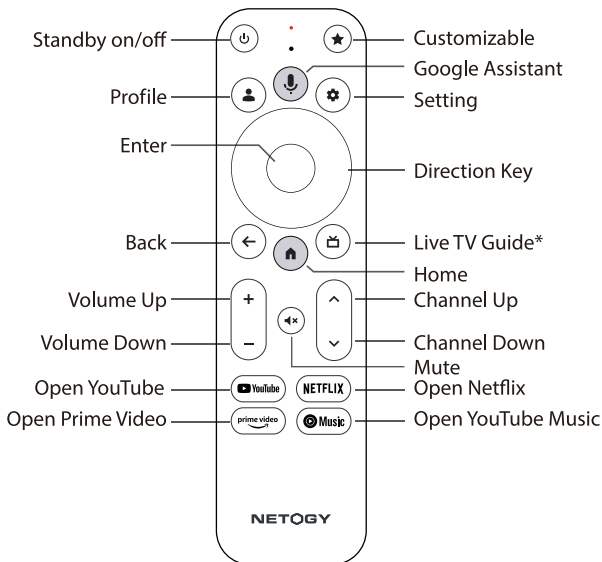


BackPanel



*Note: The pictures are only for reference.

Remote Control



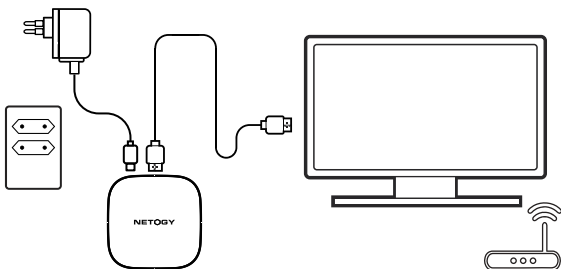
Instructions

- **Indicator Light:** Pressed any keys and indicator light flashes and the indicator will flashes quickly when the voltage is low.
- **Bluetooth Pairing:** Pressed the "Home + Back" keys together on your Remote Control for 10 seconds.
- **Google Assistant:** Press the Google Assistant button and use your voice to search what's on now, change channels, control your TV, open apps, and more.
- **Live Guide*: US Only.** Live TV is just a click away, with its own dedicated tab. Live entertainment is also mixed into your recommendations, based on your favorite teams, shows, and channels. In other countries, this button will not be invoked.

Installation Steps

Please refer to the below instructions to connect TV, Power, Network and other devices.

Note: Please turn off all equipment before connecting.



Step1: Connection

Connect the device to the TV with the HDMI cable. Connect the power adapter.

Step2: Network

Select your Wi-Fi network and key in the password.

Step3: Setup

Follow the on screen instructions to set up your device.

Troubleshooting

- **No display after power on?**

Confirm your device and TV are powered and turned on.

Confirm your HDMI is plugged in and the TV is set to the correct HDMI input.

- **TV has images but no sound?**

Make sure your TV is not in mute and volume up; then enter your A/V setting menu and select the appropriate sound channel and language.

- **Fail to connect to the network?**

Make sure your Wi-Fi is functional and your box has a strong enough signal from your router.

- **Remote Control Failure?**

Replace your Remote Control batteries with new ones, then repair it by holding the reset key on the side of the device for more than 3 seconds.

- **Please use our accessories to avoid any risk.**

- **Please see QR code on front page or visit our website at www.netogy.co.za for more details**

Compliance

Google TV is the name of this device's software experience and a trademark of Google LLC. Google, YouTube and YouTube Music are trademarks of Google LLC.

Dolby Audio

Manufactured under license from Dolby Laboratories. Dolby, Dolby Audio and the double-D symbol are trademarks of Dolby Laboratories Licensing Corporation.



The terms HDMI, HDMI High-Definition Multimedia Interface, HDMI Trade dress and the HDMI Logos are trademarks or registered trademarks of HDMI Licensing Administrator, Inc.

Netflix is a trademark of Netflix, Inc.

All brands contained herein are trademarks of their respective owners.

Frequency range

Bluetooth technology uses the 2.4 GHz ISM spectrum band (2400MHz to 2483.5 MHz)

Operation Frequency band:

Bluetooth: 2402MHz~2480MHz

2.4GHz Wi-Fi: 2412MHz~2472 MHz

Wi-Fi 5GHz: 5150MHz~5250 MHz, 5250 MHz~5350 MHz,
5470MHz~5725MHz, 5725MHz~5850MHz

RF Effective Isotropic Radiated Power, EIRP:

2.4GHz Wi-Fi: EIRP<20dBm

Bluetooth: EIRP<20dBm

Wi-Fi 5GHz: 5150-5250MHz: EIRP<23dBm

5250-5350MHz: EIRP<20dBm

5470-5725MHz: EIRP<20dBm

5725-5850MHz: EIRP<13.98dBm

This device complies with relevant RF radiation exposure limits when positioned at least 20 cm away from your body.

The WLAN function for this device is restricted to indoor use only when operating in the 5150 to 5350 MHz frequency range.



This product bears the selective sorting symbol for Waste electrical and electronic equipment (WEEE). This means that this product must be handled pursuant to European directive

2012/19/EU in order to be recycled or dismantled to minimize its impact on the environment. User has the choice to give his product to a competent recycling organization or to the retailer when he buys a new electrical or electronic equipment.

Model & Information

Model Number: Nova Pro

Importer Information

Imported and distributed by Nology (Pty) Ltd in Southern Africa

For device support visit <https://netogy.co.za/after-sales-support/>